



ROSS UNIVERSITY

EST. 1978

Ross University has recently implemented a new distributed print solution directed at significantly improving print services on campus. To meet the need, Printers and Release Kiosks have been strategically installed in Classrooms 1,4,5,6, Swing 1, 2, Annex and the Library.

All 2nd – 5th Semester Students should note that the RICOH PRINTERS currently installed on their computers are offline and will not be functional.

Please proceed to the Student Resources Page where there are links to installing the new Net Drive Utility which will automatically install the new print queue in addition to installing the printer authentication utility. Without this utility the system will deny all jobs sent to the specified print queue. 1st Semester Students will receive usage instructions during their ITS Orientation which is also located on the Student Resources Page. Any additional assistance required can be provided by the ITS Helpdesk on campus. http://studentresources.rossmed.edu.dm/student_resources/student_resources.html

Microsoft Laptops:

http://studentresources.rossmed.edu.dm/student_resources/Net%20Drives/Ross%20Net%20Drive%202.2e.exe

Apple Laptops:

http://studentresources.rossmed.edu.dm/student_resources/Net%20Drives/RUSM%20APPLE%20NET%20DRIVE.zip

(Apple Computers running OSX Version 10.4 should bring their computers to the ITS Helpdesk for Configuration to the new Print Queue)

Please do not hesitate to visit the IT department for additional support.

Medical School / Student Resources / Ross University School of Medicine - Windows Internet Explorer

http://studentresources.rossmed.edu.dm/student_resources/student_resources.html

File Edit View Favorites Tools Help

Free sheet music on 8notes Suggested Sites (2) Apple Suggested Sites News Web Slice Gallery Free AOL &

Favorites Medical School / Stude... x Facebook | Home



ROSS UNIVERSITY
SCHOOL OF MEDICINE

Home
About Dominica
Scholarship Info
Financial Aid
Traveling
Preparatory School
Health Insurance
Housing
Banking
Communicating
Campus Group
Counseling
Student Resources
Library & LRC

Quick Links
Campus E-mail
On Line Folders
Grades Online
Network Usage



Student Resources

The staff of the ITS department would like to welcome you to Ross University.
We offer you this document detailing instructions on campus computer access. In this section of our web site we provide information on current IT Resources available to students.

ITS Orientation
 ■ [ITS Orientation Video new!](#)
 ■ [ITS Orientation Brochure](#)



Email/Newsletters
 ■ [Dominica & PMH Students E-mail](#)
 ■ [5th Semesters Upwards E-mail](#)
 ■ [RUSM student newsletter new!](#)
 ■ [Day school newsletter new!](#)
 ■ [RUSM Hurricane Brochure](#)
 ■ [Meeting Room Reservation](#)

Learning Resources
 ■ [Media Site](#)
 ■ [Students G-Drive Online](#)
 ■ [Anne Ross Library website](#)
 ■ [Grades On-Line Updated!](#)
 ■ [All semesters Textbook lists: \(Sc](#)
 ■ [Course Evaluation Survey Progra](#)
 ■ [Using the Campus Network](#)

Important Notices

Ross Net Drive Update [GDrive]
 Is important that you install the latest update for the Ross Net Drive application to ensure continued connectivity to student networkShares. Latest release Ross NetDrive

Help: PC  [Download](#)
[Installing Ross Net Drive for Win PC](#)

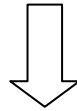
----- OR -----

Help: Mac  [Download](#)
[Installing Ross Net Drive for MACs](#)

If a Hurricane is approaching

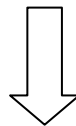
Below are Instructions on connecting to the new print queue, sending a print job and releasing at any of the release stations:

ON COMPUTER ENTER USERNAME AND PASSWORD INTO CLIENT



A screenshot of a Windows-style login dialog box titled "Login" with the "Ross University" logo in the top right corner. The dialog contains the text "Your login credentials are required for printer access." Below this text are three input fields: "Username:" with an empty text box, "Password:" with an empty text box, and "Remember:" with a dropdown menu currently set to "For next 5 minutes". At the bottom right of the dialog are "OK" and "Cancel" buttons.

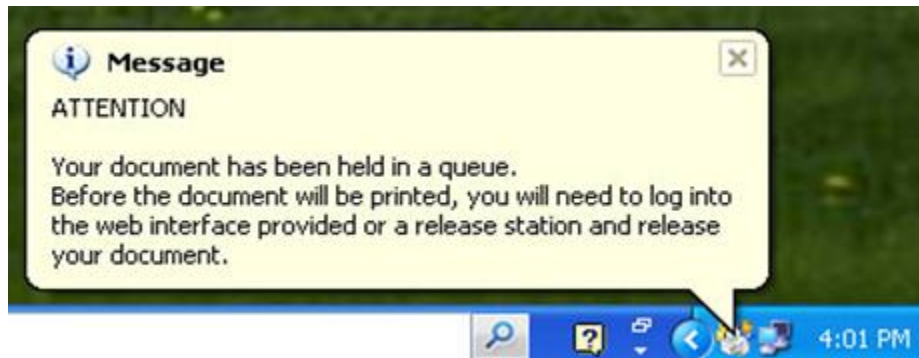
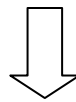
BALANCE UTILITY CONFIRMS AUTHENTICATION WITH USERNAME ON THE TITLE BAR



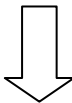
A screenshot of a utility window titled "Balance for student" with the "Ross University" logo in the top right corner. The window features the Ross University logo on the left, the text "Ross University" on the right, and a large "14.00" in the center. A "Details ..." link is visible in the bottom right corner.



SUBMIT PRINT JOB AND WAIT FOR HOLD CONFIRMATION



PROCEED TO PRINT RELEASE STATION AND ENTER USERNAME AND PASSWORD TO LOGIN



RELEASE REQUIRED PRINT JOBS. JOBS WILL PRINT AT STATION WHERE IT WAS RELEASED





Print Release Station

Release All

Cancel All

Refresh

Your balance: \$297.58

	Time	User	Document	Printer	Machine	Cost	Pages	Action
⌵	16:04:16	chris	my file.PDF	printserver\John's P...	WinXP	\$10.00	200	Print Cancel
⌵	16:04:16	chris	Microsoft PowerPoint - ...	Win2003\HPLaserJ	192.168.0....	\$2.75	55	Print Cancel